

DEVANGA ARTS COLLEGE

(Autonomous)

(Affiliated to Madurai Kamaraj University)

(Re-accredited and Graded “A” by NAAC)

ARUPPUKOTTAI-626101

VIRUDHUNAGAR DISTRICT

ANNUAL QUALITY ASSURANCE REPORT

AQAR - 2013-2014



Submitted to



NATIONAL ASSESSMENT AND ACCREDITATION COUNCIL

An Autonomous Institution of the University Grants Commission P.O.Box No.1075,
Opp: NLSIU, Nagarbhavi, Bangalore – 569 072 India

3rd September, 2014

The Annual Quality Assurance Report (AQAR) of the IQAC

Part – A

1 Name of the Institution

Devanga Arts College

1.2 Address Line 1

801, Thiruchuli Road

Address Line 2

Aruppukottai

City/Town

Aruppukottai

State

Tamilnadu

Pin Code

626101

Institution e-mail address

devanagaartscollege@gmail.com

Contact Nos.

04566-240142

Name of the Head of the Institution:

Dr.B. RAVIKUMAR

Tel. No. with STD Code:

04566-240324

Mobile:

9443011275

Name of the IQAC Co-ordinator:

Dr.T. ESAKKIDURAI

Mobile:

9442056667

IQAC e-mail address:

dacnaac@gmail.com

1.3 NAAC Track ID (For ex. MHCOGN 18879)

DACAPK301

1.4 NAAC Executive Committee No. & Date:

(For Example EC/32/A&A/143 dated 3-5-2004.

EC/53/RAR/86 dt 04/09/2010

This EC no. is available in the right corner- bottom of your institution's Accreditation Certificate)

1.5 Website address:

www.devangaartcollege.com

Web-link of the AQAR:

For ex. <http://www.ladykeanecollege.edu.in/AQAR2012-13.doc>

<http://www.devangaartcollege.com/DOCS/AQAR 2013-14.doc>

1.6 Accreditation Details

Sl. No.	Cycle	Grade	CGPA	Year of Accreditation	Validity Period
1	1 st Cycle	B+	76	2004	2009
2	2 nd Cycle	A	3.02	2010	2015
3	3 rd Cycle				
4	4 th Cycle				

1.7 Date of Establishment of IQAC :

DD/MM/YYYY

02/10/2005

1.8 AQAR for the year (for example 2010-11)

2013 - 2014

1.9 Details of the previous year's AQAR submitted to NAAC after the latest Assessment and Accreditation by NAAC (*for example AQAR 2010-11 submitted to NAAC on 12-10-2011*)

- i. AQAR 2010 – 11 submitted to NAAC on 14.08.2011
- ii. AQAR 2011 – 12 submitted to NAAC on 21.09.2012
- iii. AQAR 2012 – 13 submitted to NAAC on 25.09.2013
- iv. AQAR 2013 – 14 submitted to NAAC on 03.09.2014

1.10 Institutional Status

University State Central Deemed Private

Affiliated College Yes No

Constituent College Yes No

Autonomous college of UGC Yes No

Regulatory Agency approved Institution Yes No

(eg. AICTE, BCI, MCI, PCI, NCI)

Type of Institution Co-education Men Women

Urban Rural Tribal

Financial Status Grant-in-aid UGC 2(f) UGC 12B

Grant-in-aid + Self Financing Totally Self-financing

1.11 Type of Faculty/Programme

Arts Science Commerce Law PEI (Phys. Edu)

TEI (Edu) Engineering Health Science Management

Others (Specify)

1.12 Name of the Affiliating University (*for the Colleges*) Madurai Kamaraj University,
Madurai

1.13 Special status conferred by Central/ State Government-- UGC/CSIR/DST/DBT/ICMR
etc ✓

Autonomy by State/Central Govt. / University

University with Potential for Excellence UGC-CPE

DST Star Scheme UGC-CE

UGC-Special Assistance Programme DST-FIST

UGC-Innovative PG programmes Any other (*Specify*)

UGC-COP Programmes ✓

2. IQAC Composition and Activities

2.1 No. of Teachers 21

2.2 No. of Administrative/Technical staff 2

2.3 No. of students 2

2.4 No. of Management representatives 2

2.5 No. of Alumni 2

2.6 No. of any other stakeholder and
community representatives 2

2.7 No. of Employers/ Industrialists 2

2.8 No. of other External Experts 1

2.9 Total No. of members 34

2.10 No. of IQAC meetings held

3

2.11 No. of meetings with various stakeholders: No.

Faculty

3

Non-Teaching Staff

Students

Alumni

Others

2.12 Has IQAC received any funding from UGC during the year? Yes

No

If yes, mention the amount

Rs.3,00,000/-

2.13 Seminars and Conferences (only quality related)

(i) No. of Seminars/Conferences/ Workshops/Symposia organized by the IQAC

Total Nos.

3

International

National

State

Institution Level

(ii) Themes

ICT - Learning

2.14 Significant Activities and contributions made by IQAC

- Advised the management to construct a fully automated computerised library building.
- Student Feedback on Teachers was conducted at the end of March 2014.

2.15 Plan of Action by IQAC/Outcome

The plan of action chalked out by the IQAC in the beginning of the year towards quality enhancement and the outcome achieved by the end of the year

Plan of Action	Achievements
Advised the management to introduce SMS facility to inform the parents regarding their wards attendance, fee, examination dates and results	95% of the work is completed, the SMS facility will be fully implemented soon
To promote the college as powered Microsoft IT Academy	MOU signed list ICT Academy of Tamilnadu
Request the management to provide LCD facility to all 13 departments	Provided to 10 Departments. Step taken to give this facility to the remaining three departments
Request the management to provide Wi-Fi connectivity in the college campus	Provided the facility in the campus. Students are assess the Internet using Wi-Fi connection
Request the management to establish instrumentation centre in the college	Two major instruments such as UV – visible spectro photo meter and IR infinity were installed.

* Attach the Academic Calendar of the year as Annexure. - I

2.15 Whether the AQAR was placed in statutory body Yes No

Management Syndicate Any other body

Provide the details of the action taken

- | |
|---|
| <ul style="list-style-type: none"> ❖ Resolved to request the Faculty members to enhance their Research activities. ❖ Resolved to request the Department HOD's to organise more members of seminar/conferences/workshop. |
|---|

Part – B

Criterion – I

1. Curricular Aspects

1.1 Details about Academic Programmes

Level of the Programme	Number of existing Programmes	Number of programmes added during the year	Number of self-financing programmes	Number of value added / Career Oriented programmes
PhD	-	-	-	-
PG	-	-	5	-
UG	8	-	5	-
PG Diploma	-	-	-	-
Advanced Diploma	-	-	-	-
Diploma	14			
Certificate	6			3
Others	3			
Total	31		10	3

Interdisciplinary				
Innovative				

1.2 (i) Flexibility of the Curriculum: CBCS/Core/Elective option / Open options - CBCS

(ii) Pattern of programmes:

Pattern	Number of programmes
Semester	18
Trimester	
Annual	1

1.3 Feedback from stakeholders* Alumni Parents Employers Students

(On all aspects)

Mode of feedback : Online Manual Co- operating schools (for PEI)

****Please provide an analysis of the feedback in the Annexure - II***

1.4 Whether there is any revision/update of regulation or syllabi, if yes, mention their salient aspects.

Updating the syllabus every year through Board of Studies and Academic council
--

1.5 Any new Department/Centre introduced during the year. If yes, give details.

Criterion – II

2. Teaching, Learning and Evaluation

2.1 Total No. of permanent faculty

Total	Asst. Professors	Associate Professors	Professors	Others
116	104	12	-	-

2.2 No. of permanent faculty with Ph.D.

13

2.3 No. of Faculty Positions Recruited (R) and Vacant (V) during the year

Asst. Professors		Associate Professors		Professors		Others		Total	
R	V	R	V	R	V	R	V	R	V
28	09	12	-	-	-	-	-	40	09

2.4 No. of Guest and Visiting faculty and Temporary faculty

-

1

-

2.5 Faculty participation in conferences and symposia:

No. of Faculty	International level	National level	State level
Attended	16	30	05
Presented	14	17	02
Resource Persons	-	01	-

2.6 Innovative processes adopted by the institution in Teaching and Learning:

One skill based paper with 100% ICT in few departments.

2.7 Total No. of actual teaching days during this academic year

186

2.8 Examination/ Evaluation Reforms initiated by the Institution
(for example: Open Book Examination, Bar Coding, Double Valuation, Photocopy, Online Multiple Choice Questions)

Double Valuation
+Online Valuation

2.9 No. of faculty members involved in curriculum restructuring/revision/syllabus development as member of Board of Study/Faculty/Curriculum Development workshop

120

2.10 Average percentage of attendance of students

85% - 90%

2.11 Course/Programme wise distribution of pass percentage :

Title of the Programme	Total no. of students appeared	Division				
		Distinction %	I %	II %	III %	Pass %
B.A – Tamil	43	7	24	7	-	84
B.A – English	75	4	34	33	-	95
B.A – History	20	-	3	5	-	40
B.A – Economics	11	-	7	3	-	91
B.Sc – Maths	57	30	20	2	-	91.2
B.Sc – Physics	41	14	22	1	-	90.2
B.Sc – Chemistry	42	5	20	5	-	71.4
B.Com	42	-	13	15	4	76.1
B.Com (CA)	106	8	43	47	-	92.4
B.B.A.,	42	2	11	16	2	74
B.Sc (IT)	28	6	12	2	1	75
B.C.A	37	6	21	4	-	84
M.Sc – CS & IT	15	9	6	-	-	100
M.Sc – Physics	10	8	-	-	-	80
M.Sc – Chemistry	20	2	12	-	-	90.4
M.Com (CA)	42	22	16	-	-	90.4
M.A - English	9	-	9	-	-	100
Total	682	129	298	146	7	85.1

2.12 How does IQAC Contribute/Monitor/Evaluate the Teaching & Learning processes :

- ❖ Collection of Syllabus
- ❖ Collection of Time Table
- ❖ Collection of feedback forms from students
- ❖ Collection of examination results
- ❖ Preparation of Academic calendar
- ❖ Preparation of Annual report

2.13 Initiatives undertaken towards faculty development

<i>Faculty / Staff Development Programmes</i>	<i>Number of faculty benefitted</i>
Refresher courses	12
UGC – Faculty Improvement Programme	-
HRD programmes	-
Orientation programmes	-
Faculty exchange programme	-
Staff training conducted by the university	-
Staff training conducted by other institutions	-
Summer / Winter schools, Workshops, etc.	-
Others	

2.14 Details of Administrative and Technical staff

Category	Number of Permanent Employees	Number of Vacant Positions	Number of permanent positions filled during the Year	Number of positions filled temporarily
Administrative Staff	29	11	-	-
Technical Staff	07	-	-	-

Criterion – III

3. Research, Consultancy and Extension

3.1 Initiatives of the IQAC in Sensitizing / Promoting Research Climate in the institution

<p>IQAC plays an initiative role in sensitizing – promoting research climate in the institution.</p> <p>✓ IQAC suggested to form research committee which encourages teachers to undertake research activities.</p> <p>✓ 24x7 Internet facility available in the college making it a Wi-Fi campus.</p> <p>✓ E-Journals.</p> <p>✓ Encourage all the departments to organize Conferences, Seminars and Workshops.</p>

3.2 Details regarding major projects

	Completed	Ongoing	Sanctioned	Submitted
Number	-	-	-	-
Outlay in Rs. Lakhs				

3.3 Details regarding minor projects

	Completed	Ongoing	Sanctioned	Submitted
Number	3	10	1	3
Outlay in Rs. Lakhs	2,60,000	15,25,000	5,00,000	2,60,000

3.4 Details on research publications

	International	National	Others
Peer Review Journals	13	09	-
Non-Peer Review Journals			
e-Journals			
Conference proceedings			

3.5 Details on Impact factor of publications:

Range Average h-index Nos. in SCOPUS

3.6 Research funds sanctioned and received from various funding agencies, industry and other organisations

Nature of the Project	Duration Year	Name of the funding Agency	Total grant Sanctioned Rs	Received Rs
Major projects	-	-	-	-
Minor Projects	2014-16	UGC	50000	4,10,000
Interdisciplinary Projects				
Industry sponsored				
Projects sponsored by the University/ College				
Students research projects (<i>other than compulsory by the University</i>)	1	TNSCST	7500	7500
Any other(Specify)				
Total				4,17,500

3.7 No. of books published i) With ISBN No. Chapters in Edited Books

ii) Without ISBN No.

3.8 No. of University Departments receiving funds from

UGC-SAP CAS DST-FIST

DPE DBT Scheme/funds

3.9 For colleges Autonomy CPE DBT Star Scheme

INSPIRE CE Any Other (specify)

3.10 Revenue generated through consultancy

3.11 No. of conferences organized by the Institution

Level	International	National	State	University	College
Number		3	1	1	1
Sponsoring agencies		UGC Autonomy	Autonomy	Autonomy	Management

3.12 No. of faculty served as experts, chairpersons or resource persons

3.13 No. of collaborations International National Any other

3.14 No. of linkages created during this year

3.15 Total budget for research for current year in lakhs :

From funding agency From Management of University/College

Total

3.16 No. of patents received this year

Type of Patent		Number
National	Applied	-
	Granted	-
International	Applied	-
	Granted	-
Commercialised	Applied	-
	Granted	-

3.17 No. of research awards/ recognitions received by faculty and research fellows of the institute in the year

Total	International	National	State	University	Dist	College
-	-	-	-	-	-	-

3.18 No. of faculty from the Institution

Who are Ph. D. Guides

and students registered under them

3.19 No. of Ph.D. awarded by faculty from the Institution

3.20 No. of Research scholars receiving the Fellowships (Newly enrolled + existing ones)

JRF SRF Project Fellows Any other

3.21 No. of students Participated in NSS events:

University level	<input type="text" value="54"/>	State level	<input type="text" value="-"/>
National level	<input type="text" value="05"/>	International level	<input type="text" value="-"/>

3.22 No. of students participated in NCC events:

University level	<input type="text"/>	State level	<input type="text" value="50"/>
National level	<input type="text" value="07"/>	International level	<input type="text" value="-"/>

3.23 No. of Awards won in NSS:

University level	<input type="text" value="01"/>	State level	<input type="text" value="-"/>
National level	<input type="text" value="-"/>	International level	<input type="text" value="-"/>

3.24 No. of Awards won in NCC:

University level	<input type="text" value="-"/>	State level	<input type="text" value="-"/>
National level	<input type="text" value="-"/>	International level	<input type="text" value="-"/>

3.25 No. of Extension activities organized

University forum	<input type="text"/>	College forum	<input type="text" value="3"/>
NCC	<input type="text" value="1"/>	NSS	<input type="text" value="1"/>
		Any other	<input type="text" value="3"/>

3.26 Major Activities during the year in the sphere of extension activities and Institutional Social Responsibility

1. INSPIRE
2. Voter awareness Rallies
3. Placement Training
4. Empowerment Programme
5. Psychological counseling
6. Rainwater Harvesting Rallies
7. Blood Donation Camp
8. Cycle Rallies by NCC
9. Human chain for Road Safety awareness

Criterion – IV

4. Infrastructure and Learning Resources

4.1 Details of increase in infrastructure facilities:

Facilities	Existing	Newly created	Source of Fund	Total
Campus area	42 Acres	-	-	-
Class rooms	73	05	Management	78
Laboratories	10	01	Management	11
Seminar Halls	01	01	MP fund	2
No. of important equipments purchased (\geq 1-0 lakh) during the current year.	-	2	UGC	2
Value of the equipment purchased during the year (Rs. in Lakhs)	-	-	-	16 Lakhs
Others	-	-	-	-

4.2 Computerization of administration and library

1. Library is automated with Software Library Manager.
2. Library resources are Barcoded with subject wise database.
3. Library provides old question papers
4. Networking sharing with N-list

4.3 Library services:

	Existing		Newly added		Total	
	No.	Value	No.	Value	No.	Value
Text Books	30473	2611378.46	1409	351600.40	31882	2962978.86
Reference Books	2759	689655	151	122713.00	2910	812368.00
e-Books	INFLIBNET					
Journals	405	-	76	118955	76	118955
e-Journals	INFLIBNET					
Digital Database						
CD & Video	125	-	35	6505	170	6505
Others (specify)						

4.4 Technology up gradation (overall)

	Total Computers	Computer Labs	Internet	Browsing Centres	Computer Centres	Office	Departments	Others
Existing	237	4	10MBS	-	-	6	13	3
Added	16	-	2 MBS	-	-			
Total	253	4	12 MBS	-	-			

4.5 Computer, Internet access, training to teachers and students and any other programme for technology upgradation (Networking, e-Governance etc.)

The college has provided PC and internet facility to all Departments. The college has its own software for admission and maintenance of database. The college has its own website. SMS is used to communicate with the faculty for delivering information.

4.6 Amount spent on maintenance in lakhs :

i) ICT	<input type="text"/>
ii) Campus Infrastructure and facilities	Rs.3.00.000/-
iii) Equipments	----
iv) Others	Rs.2.50.000/-
Total :	Rs.5,50,000/-

Criterion – V

5. Student Support and Progression

5.1 Contribution of IQAC in enhancing awareness about Student Support Services

- Through Notice Board
- Through SMS services
- Through Letter correspondence
- Through circulars

5.2 Efforts made by the institution for tracking the progression

- Regular observation
- Regular meetings
- Faculty involvement through counselling system
- Regular feedback from students

5.3 (a) Total Number of students

UG	PG	Ph. D.	Others
2050	192		

(b) No. of students outside the state

-

(c) No. of international students

-

Men	No	%	Women	No	%
	843	37.6		1399	62.3

Last Year						This Year					
General	SC	ST	OBC	Physically Challenged	Total	General	SC	ST	OBC	Physically Challenged	Total
07	367	-	1811	20	2205	13	345	-	1876	08	2242

Demand ratio Dropout

5.4 Details of student support mechanism for coaching for competitive examinations (If any)

The employment guidance cell provides guidance to the students by arranging the lectures of the faculties in the college on different aspect like,

- ❖ Competitive examinations
- ❖ Books available in the library
- ❖ Avenues of employment
- ❖ Interview techniques and Career based counselling
- ❖ The Training and placement cell is providing coaching to various competitive exams.

No. of students beneficiaries

5.5 No. of students qualified in these examinations

NET SET/SLET GATE CAT
 IAS/IPS etc State PSC UPSC Others

5.6 Details of student counselling and career guidance

Psychological counselling is given to all students in every month.

No. of students benefitted

5.7 Details of campus placement

<i>On campus</i>			<i>Off Campus</i>
Number of Organizations Visited	Number of Students Participated	Number of Students Placed	Number of Students Placed
2	250	35	-

5.8 Details of gender sensitization programmes

- ❖ Guest lecture on women rights
- ❖ Guest lecture on Health care for women
- ❖ Celebration of women day

5.9 Students Activities

5.9.1 No. of students participated in Sports, Games and other events

State/ University level National level International level

No. of students participated in cultural events

State/ University level National level International level

5.9.2 No. of medals /awards won by students in Sports, Games and other events

Sports :State/ University level National level International level

Cultural :State/ University level National level International level

5.10 Scholarships and Financial Support

	Number of students	Amount
Financial support from institution	12	81,800
Financial support from government	772	19,72,271
Financial support from other sources	-	-
Number of students who received International/ National recognitions	-	-

5.11 Student organised / initiatives

Fairs : State/ University level National level International level
 Exhibition: State/ University level National level International level

5.12 No. of social initiatives undertaken by the students

5.13 Major grievances of students (if any) redressed:

- Generator provided to Girls Hostel
- Rest room constructed for Girls students
- Renovate the toilet facility to Boys and Girls.

Criterion – VI

6. Governance, Leadership and Management

6.1 State the Vision and Mission of the institution

Vision

To enable the underprivileged people of Aruppukottai to have quality higher education along with career oriented programmes to make them employable and better entrepreneurs with social responsibility.

Mission

- Curriculum design suited to the needs of changing social scenarios.
- Providing ICT facilities to acquire more knowledge about academic developments
- Introducing Certificate course through NSDC, New Delhi
- Providing Placement trainings and arranging for Campus interviews.
- By providing Value Education through curriculum the college promotes social responsibility among students.

6.2 Does the Institution has a management Information System

Yes, Management information system is being used in accounts department, administration department and other departments.

Some of the MIS are

- Daily Absent Report (Staff)
- Daily Absent Report (Students)

6.3 Quality improvement strategies adopted by the institution for each of the following:

6.3.1 Curriculum Development

- Arranging workshops of various subjects for discussing revised syllabi.
- Participating in the Board of Studies, syllabi framing committees etc.
- Feedbacks on curriculum development.

6.3.2 Teaching and Learning

- Preparing academic calendar.
- Using advanced methods of teaching.
- Conducting unit tests, group discussions and home assignments etc.
- Motivating students for research activities.
- Use of ICT
- Teacher's study materials [Soft copy-PPT slides/PDF presentation] are shared with students

6.3.3 Examination and Evaluation

- All components in any programme of study are evaluated continuously through internal evaluation and an external evaluation. Internal evaluation is done throughout semester/year in the form of mid examinations and assignments. External evaluation is done at the end of semester/ year in the form of end examination.
- Question paper setters for end semester examination are from outside the college. They prepare the scheme of evaluation, giving guidelines for the examiners for distribution of marks in the question. In case of numerical problems, solution of the problems with distribution of marks for different stages should be given in scheme of marking. Feedback on question paper will be collected from subject experts to improve the quality of questions in future. Evaluation of answer scripts will be done by both internal and external examiners from other colleges and universities.
- Institute communicates the outcome of the evaluation by publishing results on the internet through Institute website.
- Students shall be permitted to request for revaluation of the end semester theory examination answer scripts within a stipulated period after announcement of the results.
- After revaluation, records are updated with changes if any and the student will be issued a revised memorandum of marks. If there are no changes, the student shall be intimated the same through a letter or a notice.
- Based on the credits and marks obtained by the student Credit Point Average (CPA) will be calculate for semester/year and Cumulative Credit Point Average (CCPA) will be calculated for entire program. Award of class will be finalized based on CCPA.

6.3.4 Research and Development

- Establishing research committee for inculcating research atmosphere.
- Motivating teachers to take research projects.
- Planning to publish two research journals of the college.
- Improving library and laboratory facilities for research.

6.3.5 Library, ICT and physical infrastructure / instrumentation

Library

- Printed books-titles: 8358, volumes: 38,636, e-books: 1013, Journals: 91 e-Journals: IEEE, ASME, Delnet.
- Reading facilities, CDs Newspapers
- Library Committee suggested a list of books based on interaction with the students and faculty members. This list was forwarded to concerning authority for sanction and purchase of books.

ICT Infrastructure

- Smart classroom with interactive board
- LCD projectors , HP, Dell Desktops, HP printers, Internet switches, Dot matrix printers 20 KVS UPS, 10 KVA ups , Power Generator (250 KVA) , application software and systems software's.

Sports

- The institute has several sports facilities like Play grounds, carom boards, chess boards, badminton kits, cricket kit, TT kit, volleyball, football, etc. are available

6.3.6 Human Resource Management

- A student being as a prime HR, the college strives to develop this resource through variety of activities like, N.S.S., N.C.C., social and Cultural activities, etc.
- Alumni
- Council members through monthly meetings.
- Non-teaching staff through computer literacy
- Teaching staff through refresher courses, workshops etc.

6.3.7 Faculty and Staff recruitment

- Well qualified Faculty and staff recruited as per UGC and TN government norms.
- Roaster System followed during Faculty and Staff recruitment

6.3.8 Industry Interaction / Collaboration

- Several departments carry out Industrial visits as part of the curriculum.

6.3.9 Admission of Students

- The admission committee conducts mandatory meetings with the parents before the commencement of admission. The purpose of parent meetings is to inform the parents and their wards about rules and regulations of the College and University. In addition, counselling them for proper subject and career selection is also done. Roaster System followed during students admission.

6.4 Welfare schemes for

Teaching	PF, Gratuity, Cash incentive for paper presentation, Health insurance schemes
Non teaching	PF, Gratuity, Health insurance schemes
Students	Computer with internet access free of cost Merit Scholarship Endowments from stakeholders Insurance to all students

6.5 Total corpus fund generated

6.6 Whether annual financial audit has been done

Yes



No



6.7 Whether Academic and Administrative Audit (AAA) has been done?

Audit Type	External		Internal	
	Yes/No	Agency	Yes/No	Authority
Academic	Yes	Subject experts from other colleges	Yes	Principal
Administrative	Yes	TN govt Audit	Yes	College Auditor

6.8 Does the University/ Autonomous College declare results within 30 days?

For UG Programmes Yes No

For PG Programmes Yes No

6.9 What efforts are made by the University/ Autonomous College for Examination Reforms?

- End semester examination question paper setters are from other colleges and universities.
- Examiners for end semester examinations are from other colleges and universities.
- Recounting and Revaluation facility is provided to student.
- Award of class will be finalized based on CCPA.
- Supplementary examination facility provided to final semester students.

6.10 What efforts are made by the University to promote autonomy in the affiliated /constituent colleges?

6.11 Activities and support from the Alumni Association

They regularly interact with the students to create awareness about an industry environment. Guest lecturers are also arranged for more awareness on industry. The past students of the college working in diverse fields and having key positions in the society are the members of alumni association. Some of the alumni represent are teaching and non-teaching staff of the college. Some of them are represent Board of Studies and Academic council of our college.

6.12 Activities and support from the Parent – Teacher Association

- PTM - conducted every semester
- Parent - Teacher association feedback is taken on all aspects

6.13 Development programmes for support staff

The support staff plays an important role in the development of the institution.

- Participation in the training programmes.
- Free medical facility in the campus.
- Computer Literacy programme

6.14 Initiatives taken by the institution to make the campus eco-friendly

- Solar Energy
- Rainwater Harvesting

Criterion – VII

7. Innovations and Best Practices

7.1 Innovations introduced during this academic year which have created a positive impact on the functioning of the institution. Give details.

- To introduce SMS facility to inform the parents regarding their wards attendance, fee, examination dates and results
- Automation of library has ensured smooth functioning of Library.
- Providing of Laptop with internet facility to each department has helped in teaching learning.

7.2 Provide the Action Taken Report (ATR) based on the plan of action decided upon at the beginning of the year

- 95% of the work is completed, the SMS facility will be fully implemented soon
- MOU signed list ICT Academy of Tamilnadu
- Two major instruments such as UV –visible spectro photo meter and IR infinity were installed.

7.3 Give two Best Practices of the institution (*please see the format in the NAAC Self-study Manuals*)

****Provide the details in annexure (annexure need to be numbered as i, ii,iii)***

- Psychological counselling
- Value added courses

7.4 Contribution to environmental awareness / protection

- To generate environmental awareness among the students, the institute has introduced a course on environmental science.
- Every year college organises tree plantation programmes in the college campus and in the adopted village during the N.S.S. camp.
- It also enlists the support and co-operation of its NSS Units to create awareness of environmental hazards and of the urgent need to keep the environment clean green and pollution free.
- Rainwater Harvesting .

7.5 Whether environmental audit was conducted? Yes No

7.6 Any other relevant information the institution wishes to add. (for example SWOT Analysis)

STRENGTHS:

- ❖ A serene atmosphere with ample infrastructure facility in the down south of Virudhunagar District, Tamilnadu.
- ❖ Education at a low cost
- ❖ Nationally recognized for providing high quality education

WEAKNESS:

- ❖ Lacking in research attitude among teachers
- ❖ Students Lacuna in communicative English.

OPPORTUNITIES:

- ❖ Industrial collaboration for academic, research, placement, finance and other needs.
- ❖ Improvising ICT for academics.

THREATS:

- ❖ Introducing Technical advancement at curriculum level.
- ❖ To equip the students with employable skills

8. Plans of institution for next year

- ✓ Advise the faculties to increase their participation in research-oriented activities and organize students' seminars, quiz contests, excursions/educational tours;
- ✓ Renovate the existing office space for better management of office-related works.
- ✓ Introducing Green campus
- ✓ ICT introduction and online examination
- ✓ Construct well equipped COE office with all modern facilities

Name _____



Name _____

Signature of the Coordinator, IQAC

Signature of the Chairperson, IQAC

Annexure – i

Academic Calendar of the year 2013 -2014

JUNE							2013
S	M	T	W	T	F	S	
2	3	4	5	6	7	1	
9	10	11	12	13	14	8	
16	17	18	19	20	21	15	
23	24	25	26	27	28	22	
30						29	
							7 Working days
JULY							2013
S	M	T	W	T	F	S	
	1	2	3	4	5	6	
7	8	9	10	11	12	13	
14	15	16	17	18	19	20	
21	22	23	24	25	26	27	
28	29	30	31				
							25 Working days
AUGUST							2013
S	M	T	W	T	F	S	
				1	2	3	
4	5	6	7	8	9	10	
11	12	13	14	15	16	17	
18	19	20	21	22	23	24	
25	26	27	28	29	30	31	
6-Aadi Amavasyai 9-Ramjan 15-Independance Day 28-Krishna Jeyanthi							18 Working days
	Holidays			Test days			

SEPTEMBER**2013**

S	M	T	W	T	F	S
1	2	3	4	5	6	7
8	9	10	11	12	13	14
15	16	17	18	19	20	21
22	23	24	25	26	27	28
29	30					

9 - Vinayagar Sathurthi

22 Working days

OCTOBER**2013**

S	M	T	W	T	F	S
		1	2	3	4	5
6	7	8	9	10	11	12
13	14	15	16	17	18	19
20	21	22	23	24	25	26
27	28	29	30	31		



2 - Gandhi Jeyanthi 14 - Vijaya Dhasami 16 - Bakrith

21 Working days

NOVEMBER**2013**

S	M	T	W	T	F	S
					1	2
3	4	5	6	7	8	9
10	11	12	13	14	15	16
17	18	19	20	21	22	23
24	25	26	27	28	29	30

2 - Deepavali 14 - Moharam

 Holidays Test days

DECEMBER

2013

S	M	T	W	T	F	S
1	2	3	4	5	6	7
8	9	10	11	12	13	14
15	16	17	18	19	20	21
22	23	24	25	26	27	28
29	30	31				

25 - Christmas

19 Working days

JANUARY

2014

S	M	T	W	T	F	S
				2	3	4
5	6	7	8	9	10	11
12	13	14	15	16	17	18
19	20	21	22	23	24	25
26	27	28	29	30	31	

1 - New Year 13 - Milad -U-Nabi 14 - Pongal 26 - Republic Day


19 Working days


FEBRUARY

2014

S	M	T	W	T	F	S
						1
2	3	4	5	6	7	8
9	10	11	12	13	14	15
16	17	18	19	20	21	22
23	24	25	26	27	28	

22 Working days

 Holidays

 Test days

MARCH 2014

S	M	T	W	T	F	S
2	3	4	5	6	7	8
9	10	11	12	13	14	15
16	17	18	19	20	21	22
23	24	25	26	27	28	29
30	31					

22 Working days

APRIL 2014

S	M	T	W	T	F	S
6	7	8	9	10	11	12
13	14	15	16	17	18	19
20	21	22	23	24	25	26
27	28	29	30			

8 - Ramanavami 13 - Mahavir Jeyanthi 14 - Ambedkar Jeyanthi 18 - Good Friday

11 Working days

Holidays
 Test days

Working days for the First Semester (2013)

From 20.06.2013 to 31.10.2013

June	-	7
July	-	25
August	-	18
September	-	22
October	-	21
Total	-	93

Working days for the Second Semester

From 06-12-2013 to 17-04-2014

December	-	19
January	-	19
February	-	22
March	-	22
April	-	11
Total	-	93

Annexure – ii

STUDENTS FEED BACK

Dept. of Tamil

Mrs. S.I. Jayanthi	81.73%
Dr. R. Stephen Ponnaiah	85.02%
Mrs. S. Veeralakshmi	82.73%
Dr. S. Senthil Kumar	84.73%
Dr. S. Velavan	84.92%

Dept. Of English

Mr. M. karthigai Ganesan	82.00%
Mr. P.S.S. Jeyaraman	77.02%
Mrs. N. kowsalya Devi	76.00%
Mrs. G. Renuka Devi	79.00%
Mrs. M. Kiruthika	83.00%

Dept. of History

Mrs. M.R. Poovai	98.09%
Mr. G. Chandrasekaran	93.01%

Dept. of Economics

Dr. P. Dhas	90%
Mr. K. Arikrishnan	90%
Dr. P. Gopal	90%
Dr. N. Muthu	90%

Dept. of Mathematics

Mr. D. Ganesan	84.02%
Mr. R. Nagarajan	84.12%
Mrs. G. Hemalatha	85.31%
Dr. P. Nirmala Devi	75.37%

Dept. of Physics

Mr. C. Somasundarar	85%
Dr. S. Pandiarajan	88.60%
Mrs. N. Mala	85.70%
Mr. S.N. Saravanamoorthy	87.50%

Dept. of Chemistry

Dr. T. Esakkidurai	91.62%
Mrs. S. Hemalatha	89.00%
Mr. P. Subbaraj	88.68%
Mr. S. Kumar	85.06%

Dept. of Commerce

Mrs. C. Rajalakshmi	84.05%
Mr. P. Sundaramoorthy	86.03%
Mr. V. Maheswaran	86.00%
Mrs. S. Packia Lakshmi	78.05%
Dr. R. Jeyanthi	88.00%

Dept. of Tamil

Dr. S. Suganyadevi	77.92%
Miss. S. Kavitha	76.60%
Miss. D. Gowri	78.41%

Dept. of English

Mr. K. Ramachandran	85.00%
Mr. S. Jeyasankar	82.00%
Mr. R. VijayaRagavan	72%
Mr. D. Ananth	75.6%

Dept. of History

Mr. B. Muneeswaran	92.07%
--------------------	--------

Dept. of Maths

Mrs. S. Veeralakshmi	73.82%
Mr. U. Ilayaraja	70.02%
Mrs. S. Kasthuri	74.67%
Mr. P. Arun	72.39%

Dept. of Business Administration

Mr. M.K. Madavan	91.5%
Mrs. J. Sharmili	88.07%
Mrs. M.M. Hema	82.09%
Miss. N. Suganyadevi	89.05%
Mrs. N. Kanchanamala	80.05%

Dept. of Computer Science (UG)

Mrs. M. Maheswari	86.05%
Mrs. E. Jayalakshmi	68.35%
Mr. K. Rajaram	69.55%
Mr. K. Senthilnathan	67.35%
Mr. A. Selvakumar	66.27%
Miss. S. Sangareswari	71.04%
Mr. K. Patha Muthu Kumar	80.00%
Mr. G. Tamilarasan	85.08%

Dept. of B.SC., (IT)

Mrs. S. Valarmathi	96.67%
Mr. G. Viswanathan	88.00%
Miss. C. Kavitha	83.92%

Dept. of B.C.A.,

Mr. V. Gnanasekaran	76.00%
Mrs. D. Padma Priya	70.25%
Miss. M. Anithalakshmi	60.96%
Miss. S. Hemalatha	71.70%

Dept. of Commerce with (UG&PG)

Mr. K. Babu Thiruvaraj	79.65%
Mrs. V.R. Krishnaveni	72.09%
Mrs. S. Geetha	87.08%
Mr. B. Manikandan	77.19%
Mrs. K. Sasitha Begam	60.03%
Miss. K. Sivajothi	89.17%
Mrs. V. Vimalasri	75.77%
Mr. R. Ramveerappan	70.02%
Mr. S. Vijayaram	89.04%
Mr. R. Ganesan	88.04%
Mr. K. Saravanan	74.38%
Mr. A. Velmani	53.07%
Mr. B. Alagarsamy	85.03%
Mr. B. Manikandan	77.19%

Mr. M. Senthivel 69.12%

Mr. A. Chandrasekar 81.80%

Dept. of Physics (M.Sc.,)

Mr. V.Rethinasamy 96.03%

Mrs. C. Muthuselvi 87.50%

Mrs. M. Geetha 90%

Mr. D. Saravankumar 83.06%

Dept. of Chemistry (M.Sc.,)

Mrs. B. Barsana Banu 83.25%

Mr. S. Ponraj 84.59%

Mrs. G. Deepa 85.18%

Mr. M. Packiyaraj 85.56%

Annexure - iii

Best Practices of the Institution

Psychological Counselling

Dr.M.S.K.Mohaideen, a psychologist and Director of Life Clinic Foundation, Coimbatore has been visiting our college every month for consecutive three days over a period of seven years. Every month, Doctor alternatively meets all I year, II year, III year students in turn and conducts classes for them.

Doctor changes the negative mindset of students by way of removing their prejudices and promoting their healthy attitudes towards their classmates, teachers, parents and society. He gives solutions to many unsolved problems of students by talking to them, their parents and friends. He helps students to develop their positive thinking, concentration on studies and self-confidence to face everything without fear. The periodical visit of Dr.M.S.K.Mohaideen to our college is a boon to our Institution on the whole, as he paves the way for a smooth and cordial interpersonal relationship among the three sections – the members on the staff, the students and the management.

Value added courses:

In our college, every one of the Department offers one Certificate course and Diploma course. Apart from academic subjects, it is mandatory for a student to complete one certificate course and one Diploma course to obtain degree. The classes for those courses are conducted for three days every week after the regular working hours are over at 4 p.m. Practicals are conducted on Saturdays.

The college offers twenty three courses. The certificate course in yoga is one of the courses. Among the twenty three courses offered by our institution, students are given freedom to select the course of their choice. It is sure that such courses promote the competency of students to be employable.